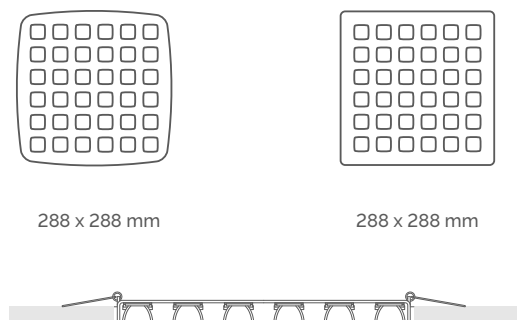
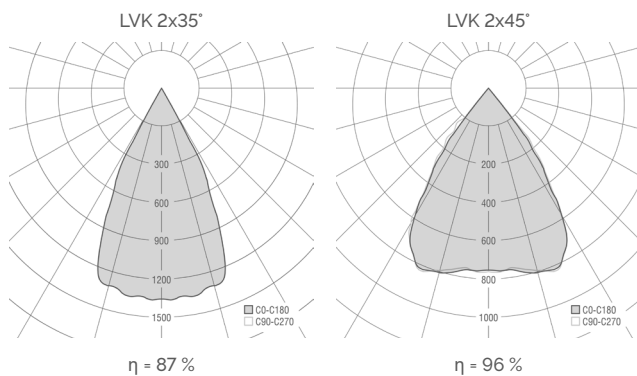




DATENBLATT – DROP FIELD 6x6 & DROP FIELD 6x6 Q

35° / 45° LO,HO



| | |
|-----------------|---|
| Montageart | Einbauleuchte |
| Oberfläche | schwarz, weiß oder grau pulverbeschichtet RAL oder NCS Farbtöne auf Anfrage |
| LED Modul | Lichtfarben 2700 K 3000 K 4000 K oder tuneable white 2700 5700 K Lichtfarbe nach Wahl CRI > 90 |
| Reflektor | Reflektor aus Kunststoff, Aluminium bedampft oder Echtgold beschichtet |
| Ausstrahlwinkel | 2 × 35° 2 × 45° |

| | |
|------------------|---------------------------|
| Lichtpunkte | 36 |
| Abmessungen | Frontblende: 288 x 288 mm |
| Deckenausschnitt | 250 x 250 mm |
| Einbautiefe | mind. 80 mm |
| Schutzart | IP20 |
| Gewicht | ca. 2200 g ohne Konverter |

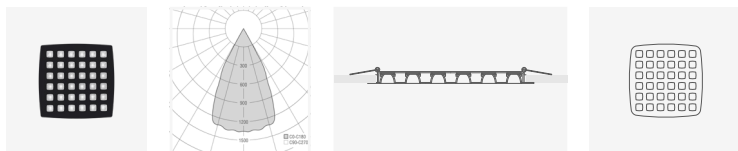
Entsprechender LED Driver für
Deckeneinwurf im Lieferumfang enthalten



DATENBLATT – DROP FIELD 6×6

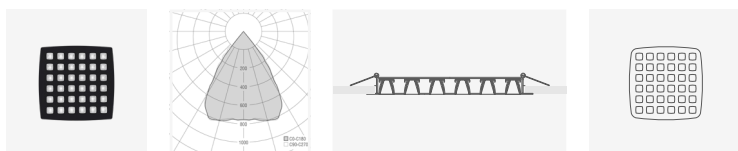
35° / 45° LO,HO

Drop Field 6×6 35°



| | IP | W | CTT in K | φ LED lm | η | φ Nutz lm | Code grau | Code weiß RAL 9016 | Code schwarz RAL 9005 | Code ND | Code DALI | Code Casambi | Code DT8 |
|-------------|----|----|--------------|-------------|-----|--------------|--------------|--------------------------|-----------------------------|------------|--------------|-----------------|-------------|
| LOW OUTPUT | 20 | 48 | 2700 | 5950 | 87% | 5180 | 657621 | -5 | -6 | -ND | -DA | -CA | - |
| | 20 | 48 | 3000 | 6610 | 87% | 5750 | 657631 | -5 | -6 | -ND | -DA | -CA | - |
| | 20 | 48 | 4000 | 6780 | 87% | 5900 | 657641 | -5 | -6 | -ND | -DA | -CA | - |
| | 20 | 38 | TW 2700/5700 | 2980/4130 | 87% | 2590/3590 | 6576T1 | -5 | -6 | - | - | -CA | -DT8 |
| HIGH OUTPUT | 20 | 63 | 2700 | 7330 | 87% | 6380 | 657621-H | -5 | -6 | -ND | -DA | -CA | - |
| | 20 | 63 | 3000 | 8140 | 87% | 7080 | 657631-H | -5 | -6 | -ND | -DA | -CA | - |
| | 20 | 63 | 4000 | 8350 | 87% | 7260 | 657641-H | -5 | -6 | -ND | -DA | -CA | - |
| | 20 | 51 | TW 2700/5700 | 4170/5090 | 87% | 3630/4430 | 6576T1-H | -5 | -6 | - | - | -CA | -DT8 |

Drop Field 6×6 45°



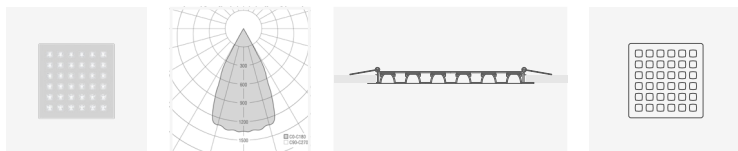
| | IP | W | CTT in K | φ LED lm | η | φ Nutz lm | Code grau | Code Reflektor Gold | Code weiß RAL 9016 | Code schwarz RAL 9005 | Code ND | Code DALI | Code Casambi | Code DT8 |
|-------------|----|----|--------------|-------------|-----|--------------|--------------|---------------------------|--------------------------|-----------------------------|------------|--------------|-----------------|-------------|
| LOW OUTPUT | 20 | 48 | 2700 | 5950 | 96% | 5710 | 657622 | 657624 | -5 | -6 | -ND | -DA | -CA | - |
| | 20 | 48 | 3000 | 6610 | 96% | 6350 | 657632 | 657634 | -5 | -6 | -ND | -DA | -CA | - |
| | 20 | 48 | 4000 | 6780 | 96% | 6510 | 657642 | 657644 | -5 | -6 | -ND | -DA | -CA | - |
| | 20 | 38 | TW 2700/5700 | 2980/4130 | 96% | 2860/3960 | 6576T2 | 6576T4 | -5 | -6 | - | - | -CA | -DT8 |
| HIGH OUTPUT | 20 | 63 | 2700 | 7330 | 96% | 7040 | 657622-H | 657624-H | -5 | -6 | -ND | -DA | -CA | - |
| | 20 | 63 | 3000 | 8140 | 96% | 7810 | 657632-H | 657634-H | -5 | -6 | -ND | -DA | -CA | - |
| | 20 | 63 | 4000 | 8350 | 96% | 8020 | 657642-H | 657644-H | -5 | -6 | -ND | -DA | -CA | - |
| | 20 | 51 | TW 2700/5700 | 4170/5090 | 96% | 4000/4890 | 6576T2-H | 6576T4-H | -5 | -6 | - | - | -CA | -DT8 |

LED Lichtstrom und Leistung je nach verfügbarer Selektion +/- 10%
Toleranz Lichtfarbe +/- 150 K

DATENBLATT – DROP FIELD 6×6 Q

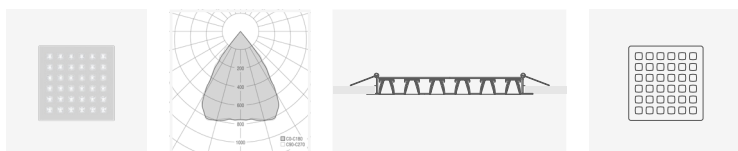
35° / 45° LO,HO

Drop Field 6×6 Q 35°



| | IP | W | CTT in K | φ LED lm | η | φ Nutz lm | Code grau | Code weiß RAL 9016 | Code schwarz RAL 9005 | Code ND | Code DALI | Code Casambi | Code DT8 |
|-------------|----|----|--------------|-------------|-----|--------------|--------------|--------------------------|-----------------------------|------------|--------------|-----------------|-------------|
| LOW OUTPUT | 20 | 48 | 2700 | 5950 | 87% | 5180 | 657621-Q | -5 | -6 | -ND | -DA | -CA | - |
| | 20 | 48 | 3000 | 6610 | 87% | 5750 | 657631-Q | -5 | -6 | -ND | -DA | -CA | - |
| | 20 | 48 | 4000 | 6780 | 87% | 5900 | 657641-Q | -5 | -6 | -ND | -DA | -CA | - |
| | 20 | 38 | TW 2700/5700 | 2980/4130 | 87% | 2590/3590 | 6576T1-Q | -5 | -6 | - | - | -CA | -DT8 |
| HIGH OUTPUT | 20 | 63 | 2700 | 7330 | 87% | 6380 | 657621-QH | -5 | -6 | -ND | -DA | -CA | - |
| | 20 | 63 | 3000 | 8140 | 87% | 7080 | 657631-QH | -5 | -6 | -ND | -DA | -CA | - |
| | 20 | 63 | 4000 | 8350 | 87% | 7260 | 657641-QH | -5 | -6 | -ND | -DA | -CA | - |
| | 20 | 51 | TW 2700/5700 | 4170/5090 | 87% | 3630/4430 | 6576T1-QH | -5 | -6 | - | - | -CA | -DT8 |

Drop Field 6×6 Q 45°



| | IP | W | CTT in K | φ LED lm | η | φ Nutz lm | Code grau | Code Reflektor Gold | Code weiß RAL 9016 | Code schwarz RAL 9005 | Code ND | Code DALI | Code Casambi | Code DT8 |
|-------------|----|----|--------------|-------------|-----|--------------|--------------|---------------------------|--------------------------|-----------------------------|------------|--------------|-----------------|-------------|
| LOW OUTPUT | 20 | 48 | 2700 | 5950 | 96% | 5710 | 657622-Q | 657624-Q | -5 | -6 | -ND | -DA | -CA | - |
| | 20 | 48 | 3000 | 6610 | 96% | 6350 | 657632-Q | 657634-Q | -5 | -6 | -ND | -DA | -CA | - |
| | 20 | 48 | 4000 | 6780 | 96% | 6510 | 657642-Q | 657644-Q | -5 | -6 | -ND | -DA | -CA | - |
| | 20 | 38 | TW 2700/5700 | 2980/4130 | 96% | 2860/3960 | 6576T2-Q | 6576T4-Q | -5 | -6 | - | - | -CA | -DT8 |
| HIGH OUTPUT | 20 | 63 | 2700 | 7330 | 96% | 7040 | 657622-QH | 657624-QH | -5 | -6 | -ND | -DA | -CA | - |
| | 20 | 63 | 3000 | 8140 | 96% | 7810 | 657632-QH | 657634-QH | -5 | -6 | -ND | -DA | -CA | - |
| | 20 | 63 | 4000 | 8350 | 96% | 8020 | 657642-QH | 657644-QH | -5 | -6 | -ND | -DA | -CA | - |
| | 20 | 51 | TW 2700/5700 | 4170/5090 | 96% | 4000/4890 | 6576T2-QH | 6576T4-QH | -5 | -6 | - | - | -CA | -DT8 |

LED Lichtstrom und Leistung je nach verfügbarer Selektion +/- 10%
Toleranz Lichtfarbe +/- 150 K